



OPALAV

Dynamic hoods
for laundry premises
H=530mm



VENTILATION OF PROFESSIONAL KITCHENS, A SPECIALIST AFFAIR.

OPALAV DYNAMIC

DESIGN / MANUFACTURE

| **The OPALAV range is single-block** from 1000 to 2500mm (3000mm single block available as an option). They have no visible fixings on the outer faces and in the extraction volume.

| OPALAV hoods are available at a height of 530 mm.

| **There is a support profile built into each end of the single block unit**, making it possible to suspend it from ØM8 threaded rods.

| **The production method used, with folds on all visible parts**, gives a finish that is free of burrs and protruding parts.

| **All visible parts and the back of the extractor are manufactured from AISI 304 austenitic stainless steel** (CN 18-10), brushed finish on both sides, 220 grade with PVC protection.

| **The design of the ends avoids all markings on the outer faces.** They are assembled using heat-welded pins and nuts.

| Condensation filters 398x498x25mm with stainless steel frame and handle, (flow of 1100m³/h per filter), stainless steel neutral plates 398x498x25mm.

| **Each single block unit is leak tight** and fitted with a G3/8 stainless steel purge plug in its lower part to drain off grease and condensates.

| Dynamic hoods are fitted with **direct drive motor-fans, compliant with the ErP 2015 directive.**

| **Easily removable**, the motor-fan is fixed using heat-welded pins and brackets.

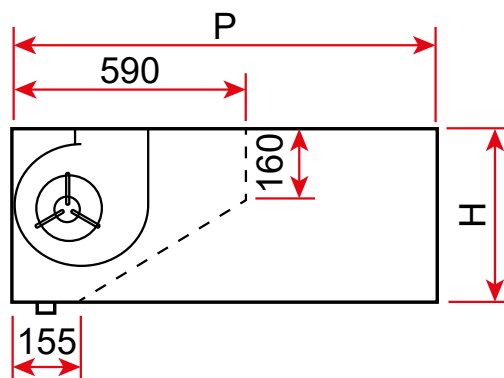
| **Fan position:**

- Standard: Mounted in the upper central position,
- On request: Mounted in the rear central position,
- Optionally: upper or rear offset position.

Caution: 3000mm long hoods are composed of a 2000+1000mm module to be assembled on site. Single block 3000mm lengths are available as an option.

Note: To obtain correct efficiency, we recommend not exceeding a length of 3000mm.

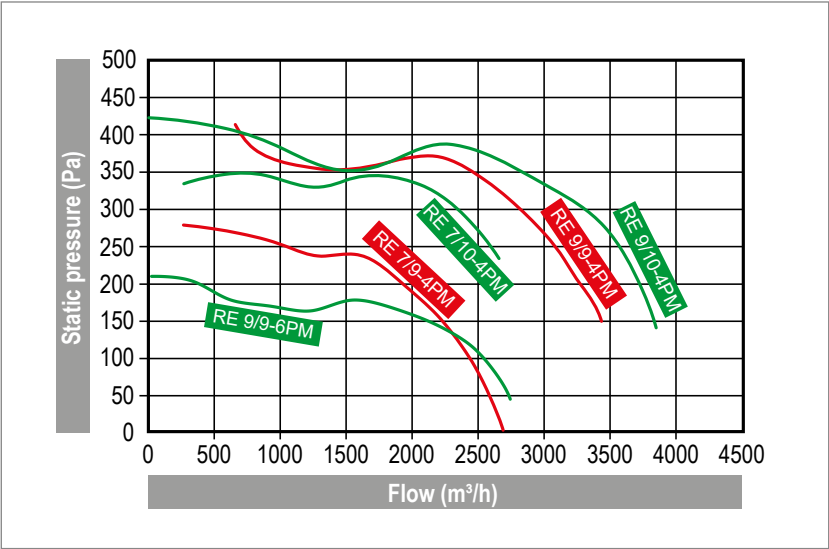
DIMENSIONS / WEIGHT



OPALAV H=530 mm					
Model	09	11	13	15	17
	S	S	S	S	S
H (mm)	530	530	530	530	530
D (mm)	915	1120	1240	1445	1650
Weight (kg/m)	38	45	52	55	57

*: Weight excluding the fan

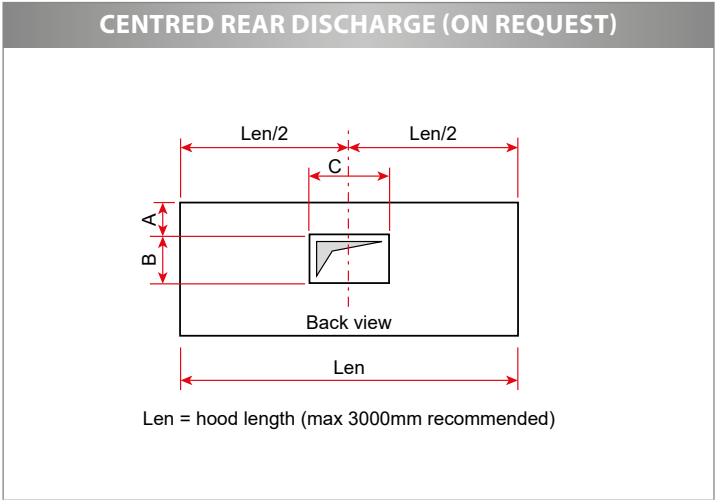
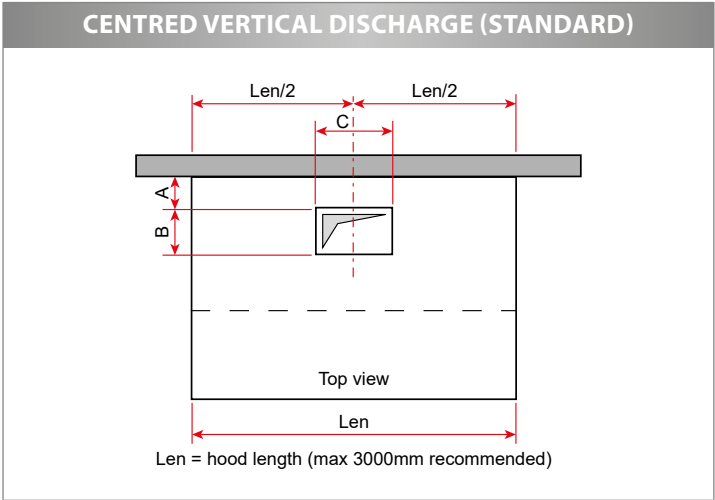
SELECTION GRAPHS



ELECTRIC SPECIFICATIONS

FANS	Voltage (V)	Speed (rpm)	Int. (A)	Power (W)	Freq. (Hz)	Class	IP	Cond. (mF)	Use Temperature (°C)	Variable drive	Weight (kg)
RE 7/9-4PM	Single phase 230	1260	2.7	300	50/60	F	55	8	-20/40	ALVIAIR 3L	15
RE 7/10-4PM	Single phase 230	1320	3.15	420	50	F	55	12.5	-20/40	ALVIAIR 5L	15
RE 9/9-4PM	Single phase 230	915	1.8	200	50	F	55	5	-20/40	ALVIAIR 3L	14
RE 9/9-6PM	Single phase 230	840	1.8	200	50/60	F	55	8	-20/60	ALVIAIR 3L	16
RE 9/10-4PM	Single phase 230	1413	5.9	600	50/60	F	55	16	-20/40	ALVIAIR 9L	17

FAN DISCHARGE POSITION



Fan	A (mm)	B (mm)	C (mm)
RE 7/9	122	208	298
RE 7/10	65	262	298
RE 9/9	122	262	298
RE 9/10	122	260	300

FIXING POINTS

