



# LUDIFOUR

Dynamic hoods  
for ovens  
H=380mm



VENTILATION OF PROFESSIONAL KITCHENS, A SPECIALIST AFFAIR.

# LUDIFOUR DYNAMIC

## DESIGN / MANUFACTURE

| **The LUDIFOUR range is single-block** from 1000 to 2500mm (3000mm single block available as an option). They have no visible fixings on the outer faces and in the extraction volume.

| LUDIFOUR hoods are available at a height of 380 mm.

| **There is a support profile built into each end of the single block unit**, making it possible to suspend it from ØM8 threaded rods.

| **The production method used, with folds on all visible parts**, gives a finish that is free of burrs and protruding parts.

| **All visible parts and the back of the extractor are manufactured from AISI 304 austenitic stainless steel** (CN 18-10), brushed finish on both sides, 220 grade with PVC protection.

| **The design of the ends avoids all markings on the outer faces.** They are assembled using heat-welded pins and nuts.

| Baffle filters 398x498x25mm with stainless steel frame and handle, (flow of 600m<sup>3</sup>/h per filter), stainless steel neutral plates 398x498x25mm.

| **Each single block unit is leak tight** and fitted with a G3/8 stainless steel purge plug in its lower part to drain off grease and condensates.

| Dynamic hoods are fitted with **direct drive motor-fans, compliant with the ErP 2015 directive.**

| **Easily removable**, the motor-fan is fixed using heat-welded pins and brackets.

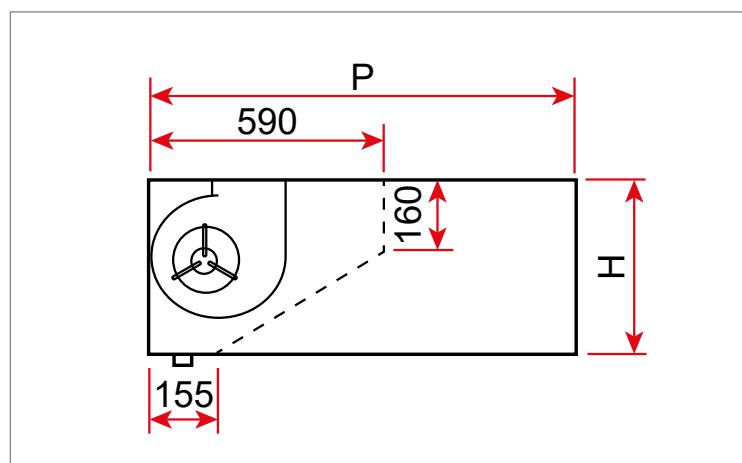
| **Fan position:**

- Standard: Mounted in the upper central position,
- On request: Mounted in the rear central position,
- Optionally: upper or rear offset position.

**Caution:** 3000mm long hoods are composed of a 2000+1000mm module to be assembled on site. Single block 3000mm lengths are available as an option.

*Note: To obtain correct efficiency, we recommend not exceeding a length of 3000mm.*

## DIMENSIONS / WEIGHT

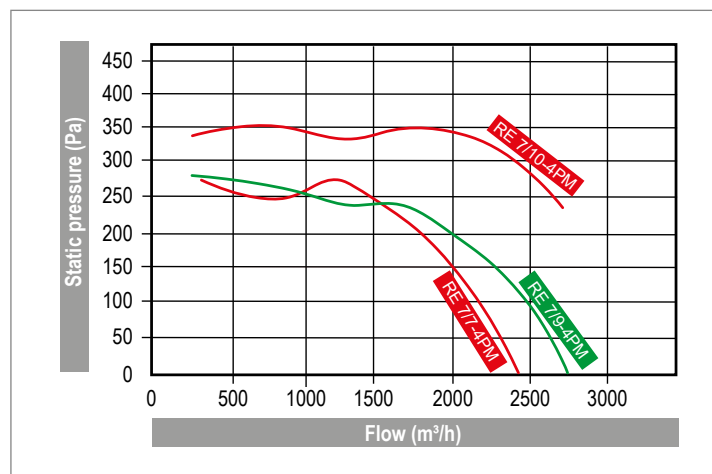


LUDIFOUR H=380 mm					
Model	09	11	13	15	17
	S	S	S	S	S
H (mm)	380	380	380	380	380
D (mm)	915	1120	1240	1445	1650
Weight* (kg/m)	32	37	42	45	48

\*: Weight excluding the fan

# LUDIFOUR DYNAMIC

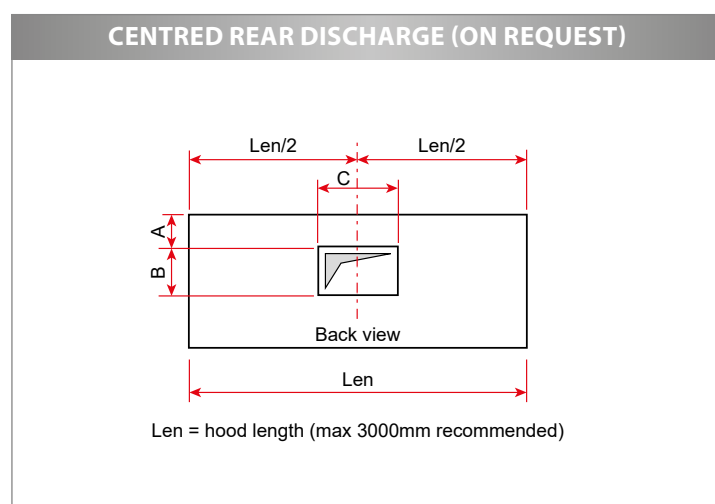
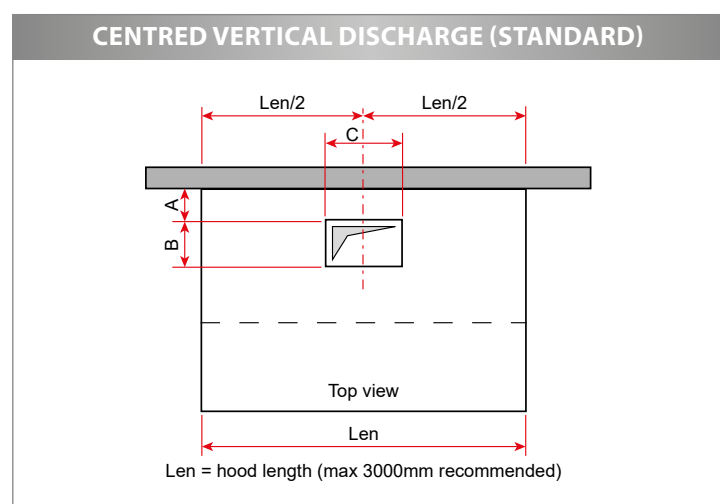
## SELECTION GRAPHS



## ELECTRIC SPECIFICATIONS

FANS	Voltage (V)	Speed (rpm)	Int. (A)	Power (W)	Freq. (Hz)	Class	IP	Cond. (mF)	Use Temperature (°C)	Variable drive	Weight (kg)
RE 7/7-4PM	Single phase 230	1260	2.4	300	50/60	F	55	8	-20/40	ALVIAIR 3L	10
RE 7/9-4PM	Single phase 230	1260	2.7	300	50/60	F	55	8	-20/40	ALVIAIR 3L	15
RE 7/10-4PM	Single phase 230	1320	3.15	420	50	F	55	12.5	-20/40	ALVIAIR 5L	15

## FAN DISCHARGE POSITIONS



Fan	A (mm)	B (mm)	C (mm)
RE 7/7	122	208	232
RE 7/9	122	208	298
RE 7/10	65	262	298

# LUDIFOUR DYNAMIC

## FIXING POINTS

